



MULTIPOINT™ TERMINAL UNITS

MEDICAL GAS OUTLETS & PROBES

Quick-connect medical gas outlets for operative connection of the medical equipment to medical gas supply systems



TECHNICAL DATA

- Maximum inlet pressure to 10 bar
- Vacuum rarefaction to -0.9 bar
- Pressure decrease at the flow 60 l/min is less than 0.15 bar
- Colour marking according EN ISO 9170-1 standard
- Complies with standard DIN 13260-2
- Dimensions: height 65 mm, diameter 48 mm

FEATURES

- Two fixed connection positions
 - working (gas slot open)
 - stand by (gas slot closed)
- Two gas closing valves:
 - working
 - maintenance
- Mechanical purifying filter
- Socket coding to the base block in order to protect from wrong connection with other type medical gases
- Simple and fast socket separation



MODELS

- O₂: M-TD1 for copper pipes
M-TD2 for flexible hoses
- AIR: M-TO1 for copper pipes
M-TO2 for flexible hoses
- N₂O: M-TA1 for copper pipes
M-TA2 for flexible hoses
- CO₂: M-TB1 for copper pipes
M-TB2 for flexible hoses
- VAC: M-TV1 for copper pipes
M-TV2 for flexible hoses





WAYS OF OUTLET INSTALLATION

- Base block fastening with two screws to the plate when distance between fixing holes 64 mm
- Outlets fastening to the rails in various profiles when distance between fixing holes 64 mm
- Various individual fastening ways by special requests.
Mounting in Bed Head Unit profiles.



MEDICAL GAS PROBES

- With non-return valves for flexible hoses and 360° rotation:
O₂
AIR
N₂O
CO₂
VAC
- For direct connection of oxygen humidifier:
O₂
- For direct connection for vacuum regulator:
VAC
- Complies with standard DIN 13260-2



MEDICAL GAS OUTLETS IN MOUNTING CASES

SURFACE INSTALLATION




- Dimensions: 70x70x60mm
- O₂: in cases for surface installation
- AIR: in cases for surface installation
- N₂O: in cases for surface installation
- CO₂: in cases for surface installation
- VAC: in cases for surface installation


- Dimensions:
140x70x60 mm set of any two gases
210x70x60 mm set of any three gases
- Installation: 4 screws
- Can be various medical gas outlets combinations:
O₂
AIR
N₂O
CO₂
VAC
AGSS



HIDDEN INSTALLATION




- Dimensions: 90x90x60mm
- O₂: in cases for hidden installation
- AIR: in cases for hidden installation
- N₂O: in cases for hidden installation
- CO₂: in cases for hidden installation
- VAC: in cases for surface installation



- Dimensions:
160x90x60 mm set of any two gases
230x90x60 mm set of any three gases
- Fastening: 4 screws
- Can be various medical gas outlets combinations:
O₂
AIR5
N₂O
CO₂
VAC
AGSS
- Gas outlets and electrical sockets in mounting cases can be assembled in different quantities under the individual order

- Dimensions
170x114x60 mm set of any two gases
240x114x60 set of any three gases
310x114x60 set of any four gases
342x124x60 set of any three gases + AGSS
- Fastening: hidden installation
- Can be various medical gas outlets combinations:
O₂
AIR
N₂O
Co₂
VAC
AGSS
- Gas outlets can be assembled in different quantities and types under the individual order
- Magnetic cover mounting
- Hidden installation



OUTLETS AND PROBES FOR ANESTHETIC GAS SCAVENGING


TECHNICAL DATA



- AGSS active outlet type 1L with ejector of compressed air according to ISO 9170-2
- Indication when suction is turned ON
- Adjustment of the suction flow from 10 to 100 l/min
- The compressed air at inlet 3-8 bar for AGSS with ejector
- Dimensions: 110 x 75 70 mm



- Probe for active and passive AGSS outlets type 1L according to ISO 9170-2



- AGSS passive outlet type 1L according to ISO 9170-2 for centralized system of anesthetic gas scavenging
- Dimensions: 110 60 x 44 mm



- AGSS active outlet in mounting case for hidden installation
- Dimensions: 120 180 65 mm
- AGSS active outlet in mounting case for surface installation
- Dimensions: 100 170 65 mm


OUTLETS AND PROBES FOR SUPPLY AND DISPOSAL OF AIR FOR OPERATING SURGICAL TOOLS

For operative connection of pneumatic surgical tools to the centralized supply system of compressed air with return of used air to the centralized disposal system



TECHNICAL DATA

- Pressure in the channel of supply to 8 bar
- Pressure drop at the air flow of 300 l/min is less than 0.7 bar
- Pressure in the channel of used air to 1 bar
- Air supply channel Ø 8 mm
- Used air channel Ø 15 mm



- Instrument Air outlet in mounting case for hidden installation
- Dimensions: 120 164 67 mm
- Instrument Air outlet in mounting case for surface installation
- Dimensions: 100 144 65 mm

1 YEAR GUARANTEE for all medical gas outlets and probes

Medical gas outlets are designed and manufactured in accordance with directive 93/42/EEC requirements.

Email: mtlbi@medtech.lt