



BA 91 Fixed Table:

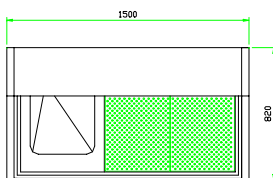
Technical features:

Realized internally in stainless steel AISI 304 with soldering without porosity.

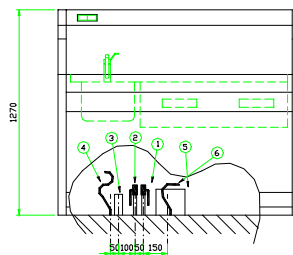
The table is divided into two sections of which No. 1 tank of cm. 50x40x20 H. The other section is a perforated support to facilitate liquid drainage and formalin steam aspiration, divided into two parts in stainless steel.

Shaped zone below for the liquids gathering, inclined towards the exhausts

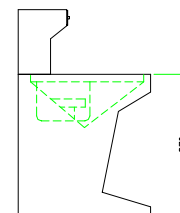
Dimensions: mm. 1500x820x870/1270 H.



Plan



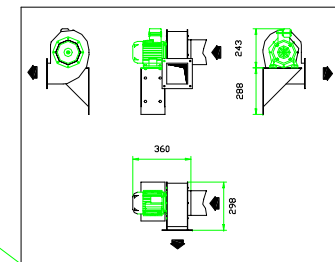
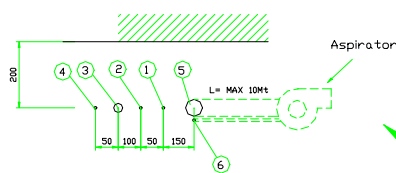
Frontal view



Lateral view

ELECTRIC AND HYDRAULICS CONNECTION

- 1 - Cold water connection \varnothing 1/2"
- 2 - Warm water connection \varnothing 1/2"
- 3 - Unloading connection \varnothing 1 1/4"
- 4 - Electric single-phase G 220V shunt
- 5 - Fume intake connections pvc \varnothing 150; stub pipe at mm 30h on the floor
- 6 - Fume intake motor feeder pvc pipe \varnothing 30 equipped as shown on 4 paragraph
- 7 - Electric single-phase 24V shunt (only if 24V socket is used instead of 220-240V socket)



Installation on the wall